





Products & Service

Castings

 <p>Cast Iron: Resin sand / Clay sand</p>	 <p>Nodular Cast Iron: Resin sand / Claysand</p>
 <p>Cast Steel: Resin sand</p>	 <p>Cast Stainless Steel: Dewaxing Cast</p>

Grades of cast iron / nodular cast iron between China and Germany

Cast Iron		Nodular Cast Iron	
Chinese grades	German grades	Chinese grades	German grades
HT150	EN-GJL 150	QT400-18	EN-GJS 400
HT200	EN-GJL 200	QT500-7	EN-GJS 500
HT250	EN-GJL 250	QT600-3	EN-GJS 600
HT300	EN-GJL 300	QT700-18	EN-GJS 700
HT350	EN-GJL 350	-	-

Grades of cast steel between China and Germany

Cast Carbon Steel Grade			Cast Alloy Steel Grade		
Chinese Standards (GB)	German Standards		Chinese Standards (GB)	German Standards	
	DIN	Met-No.		DIN	Met-No.
ZG200-400	GS-38	1.0416	ZG20SiMn	GS-20Mn5	1.1120
ZG230-450	GS-45	1.0446	ZG5CrMo	GS-34CrMo4	1.7220
ZG270-500	GS-52	1.0552			
ZG310-570	GS-60	1.0558			

* The special cast materials, which are not listed above, by enquiry!

Grade of heat resistant cast steel			Grade of heat stainless cast steel (1)		
Chinese Standards	German Standards		Chinese Standards	German Standards	
	DIN	Met-No.		DIN	Met-No.







(GB)			(GB)		
ZG30Cr26Ni5	G-X40CrNiSi27-4	1.4823	ZG1Cr13	G-X7Cr.13	1.4001
ZG35Cr26Ni12	G-X40CrNiSi25-12	1.4837		G-X10Cr.13	1.4006
ZG40Cr25Ni20	G-X40CrNiSi2520	1.4848	ZG2Cr13	G-X20Cr.14	1.4027
ZG40Cr30Ni20			ZG00Cr18Ni10	G-X2CrNi18-9	1.4306
ZG45Ni35Cr26	G-X45CrNiSi35-25	1.4857	ZG0Cr18Ni9	G-X6CrNi18-9	1.4308

* *The special cast materials, which are not listed above, by enquiry!*

Grade of heat stainless cast steel (2)		
Chinese Standards (GB)	German Standards	
	DIN	Met-No.
ZG1Cr18Ni9	G-X10CrNi18-8	1.4312
ZG0Cr18Ni9Ti	≈G-X5CrNiNb18-9	1.4552
ZG0Cr18Ni12Mo2Ti	G-X6CrNiMo18-10	1.4408
ZG1Cr18Ni12Mo2Ti	≈G-X5CrNiMoNb18-10	1.4581

* *The special cast materials, which are not listed above, by enquiry!*



Components of Machine

 <p>Workbench: GG25 / 1750kg</p>	 <p>Workbench: GG30 / 3280kg</p>	 <p>Workbench: GG30 / 960kg</p>
 <p>Bearings made of cast steel</p>	 <p>Steel castings</p>	 <p>Gear case made of nodular cast iron</p>







Components of Print Machine

 <p>GG25 / 425kg</p>	 <p>GG25 / 1376kg</p>	 <p>GG25 / 1340kg</p>
---	--	--




Components of Steel Making Equipment

 <p>Sintering pallet</p>	 <p>Steel slag pot</p>	 <p>Steel ladle</p>
 <p>Steel ingot mould</p>	 <p>Furnace lip of convertor</p>	 <p>Grate bar</p>







Nodular Iron Castings for Pump, Valve and Motor

 <p>Motor housing and gear box housing</p>	 <p>Clamping cover</p>		
 <p>Valve body</p>	 <p>Pump body</p>	 <p>Pump body</p>	 <p>Pump body</p>



About Foundry

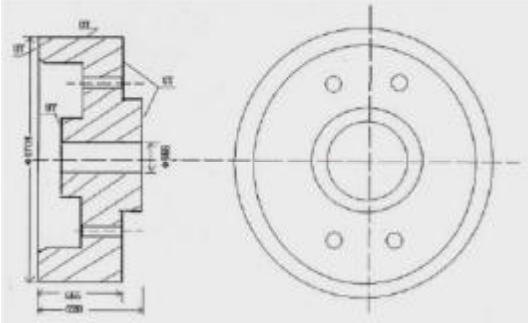

		
Refining in electric furnace	Sand core making	Forming / modeling
		
Model making	Clean-up of castings	Processing workshop

Inspection Facility of Foundry

		
Testing laboratory	Material test machine	Content analysis
		
Quality inspection at site	Sand sample test machine	Metallographic Analysis

Scope of Castings

 <p>Baseplate (GG25) for pumps & Motor c.a. 500 pieces/year</p>	 <p>MUNSCH Chemie-Pumpen GmbH, Germany</p>
--	--

 <p>Bull gear for Schuler press machine: $\varnothing 1704 \times 624$(mm) 7080kgs EN-GJS-500-7U</p>	 <p>Schuler press machine, Brazil</p>
---	---

Quality Guarantee

1. Manufacture and inspection according to ISO/DIN, GB (China) or standards and specification provided by customers
2. Search for suitable local suppliers in China and investigate their manufacturing ability, equipment and quality system
3. Supervision and inspection of each production step such as raw material procurement, machining, welding, and test etc.
4. Inspection entrusted to the third party (Inspection institution) available